

**Coastal Health & Wellness  
Governing Board  
October 24, 2024**

**Board Members:**

Donnie VanAckeren  
Sharon Hall  
Rev. Jones  
Sergio Cruz  
Victoria Dougharty  
Flecia Charles  
Dr. Campbell

**Staff:**

Philip Keiser, Executive Director  
Chris Garcia, Medical Director  
Hanna Linskog, Dental Director  
Dianna Oliver  
Tiffany Carlson  
Ruth Cable  
Virginia Lyle  
Wendy Jones  
Luz Amaro  
Francine Anders

Brittany Rivers  
Debra Howey  
Tamesha Hampton  
Taylor Silva  
Laura Norman  
Judie Olivares  
Chad Johnson  
Erdest Jenkins  
Chris Davis  
Tikeshia Thompson-Rollins  
Anthony Hernandez

**Excused Absence:** Dr. Tello, Elizabeth Williams, Cynthia Darby, and Kevin Avery

**Unexcused Absence:** Ivelissa Caban

**Items#1 Comments from the Public**

There were no comments from the public

**Items#2-10 Consent Agenda**

A motion was made by Sergio Cruz to approve the consent agenda items two through ten Rev. Jones seconded the motion, and the Board unanimously approved the consent agenda.

**Item#11 Consider for Approval September 2024 Financial Report Submitted by Ruth Cable**

Ruth Cable, Controller, presented the September 2024 financial report. A motion to accept the September report as presented was made by Rev. Jones. Sergio Cruz seconded the motion, and the Board unanimously approved.

**Item#12 Consider for Approval Coastal Health & Wellness After Hours Policy Submitted by Dr. Linskog**

Dr. Linskog, Dental Director, asked the Board to consider for approval the Coastal Health & Wellness after hours policy. A motion to accept the afterhours policy as presented was made by Sergio Cruz. Sharon Hall seconded the motion, and the Board unanimously approved.

**Item#13 Coastal Health & Wellness Updates**

- a) Organizational Updates Submitted by Executive Director
- b) Operational Updates/Coastal Wave Submitted by Chief Operating Officer
- c) Dental Updates Submitted by Dental Director
- d) Medical Updates Submitted by Medical Director

Dr. Keiser, Executive Director, presented the organizational updates. Dr. Keiser informed the Board candidate Dr. Ben Adesope has accepted the Chief Operating Officer position and will start with Coastal Health & Wellness Thursday, November 14, 2024.

Brittany Rivers, Director of Community Engagement and Strategic Partnerships, updates the Board on all outreach events.

## Community Outreach:

### Community Outreach

#### Health Screenings:

Bayside-2  
Wayne Johnson-11  
Dickinson-8  
Seaside Senior Expo- 46  
Santa Fe- 11  
Wright Cuney-13

#### Health/Resource Fairs/Number of Individuals Engaged:

Goodwill (every Tuesday/Thursday)- 79  
Veterans Food Drive (CHW)  
Seaside Senior Expo-237  
League City Community Fair-208  
Texas A&M Student Fair- 44  
Galveston Women's Conference-300  
Jamaica Beach Health Fair-12  
BINGO Health Event- 99  
ROSC Recovery Rally  
Minister's & Leaders Breakfast -40  
Tribe's Closet Shopping Event SFISD  
Financial Literacy w/ Wellby Financial

#### Community Partner Events/Meetings Attended:

Seaside Senior Expo Planning Committee Meeting (Fridays)  
Good Morning Mainland-34  
Community Action Council  
Sunrise w/ Santa Fe-14  
Alzheimer's Association Meeting  
Santa Fe Senior Council Meeting  
True Courage Meeting  
Amoco VIP Partner Mixer  
League City Chamber Leadership 101  
Tribe's Closet SFISD

#### Presentations:

ADA House -7

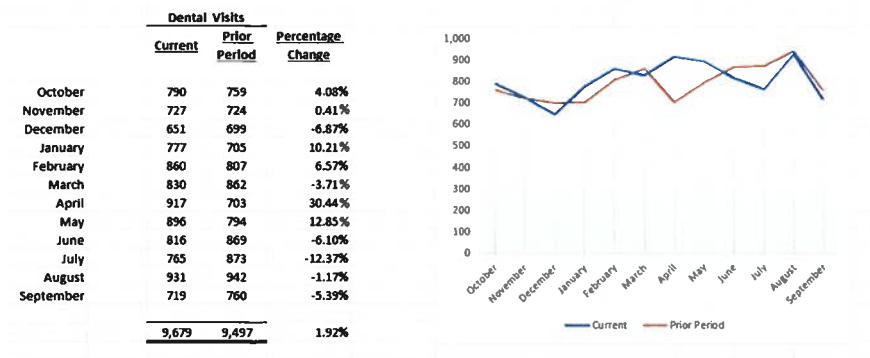
## Upcoming Events:

- 10.24.24 Seasoned Saints Resource Fair
- 10.25.24 BINGO Health Event
- 10.26.24 Fall Festival (trunk or treat)
- 11.16.24 Family Fun Day/Fun Run at Texas City High School

## Dental Updates:

Hanna Lindskog, DDS, updated the Board on Dental services in the Coastal Health & Wellness Clinic.

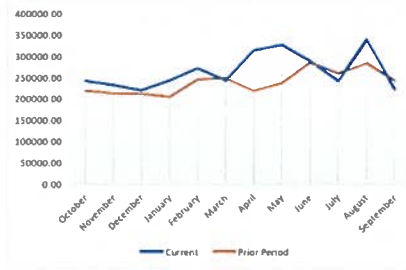
- Visit Numbers – Based on “FQHC Qual Enc” in NextGen
  - We continue to see walk in patients in pain as we can fit them into our schedule.
  - We continue to release comprehensive exams on the 15<sup>th</sup> of every month.
  - For September 2024, we had a decrease in qualifying encounters of 5.39% compared to September 2024. We had one full-time dental hygienist out for 2 weeks, a full-time dentist out for one week as well as a part-time dentist and part-time hygienist out for the month of September.
  - There was an increase of 1.92% in qualifying encounters when comparing October 1, 2023 – September 30, 2024, with October 1, 2022 – September 30, 2023.



- Dental Charges
  - For September 2024, we had a decrease in charges of 8.60% compared to September 2023, despite a

There was an increase of 11.01% in charges when comparing October 1, 2023 – September 30, 2024, with October 1, 2022 – September 30, 2023.

Dental Charges			
	Current	Prior Period	Percentage Change
October	242484.94	219509.13	10.47%
November	232984.87	212888.39	9.44%
December	220707.93	212604.72	3.81%
January	243868.23	205496.39	18.67%
February	272270.63	246445.91	10.48%
March	244211.64	249268.80	-2.03%
April	314429.45	219287.99	43.39%
May	328409.64	237808.77	38.10%
June	289848.88	286067.92	1.32%
July	243424.92	260500.48	-6.55%
August	338990.64	284240.20	19.26%
September	222065.08	242952.55	-8.60%
	3193696.85	2877071.25	11.01%



- Current projects, plans, department overview for dental
  - Dr. Lindskog continues to serve on the COM Hygiene School Advisory Board.
  - The transition of the Dental Access Specialists to the Dental Team is going well.
  - Head Start visit report will be included in the October Dental Board Report presented at the November Board meeting
- Outreach Activities
  - Texas City Police Ministers and Leaders' Breakfast – Tamesha Hampton (Dental Office Manager) attended – September 24<sup>th</sup>

We are currently planning a Sealants with Santa event for December 7<sup>th</sup>.

## Medical Updates:

Chris Garcia, MD, updated the Board on Medical services in the Coastal Health & Wellness Clinic.

School Based Clinic:	Total August visits: 87	Total September visits: 43
Students:	44	16
Staff:	1	2
Telehealth:	42	25
Telehealth/Doxyline:	Total August visits: 254	Total September visits: 220
CHW Clinic Visits:	August visits:	September visits:
Kept:	2215	2168
Scheduled:	3009	2864
No-shows:	794	689
No Show Rate:	26%	24%
Total Charges:	\$615,125.42	\$528,894.07

## Clinic Updates:

We have interviewed several mid-level providers and have a strong candidate that we will be offering the position.

Retinal scanners are back up and running, we only did 8 scans for August but should improve now that both scanners operational.

We are still interviewing for our RN Care Coordinator position.

We are partnering with UTMB (Dr Vaughan) and St Vincent on an NIH grant funded project to help improve diabetic control in patients using community health workers. They help to engage with patients, provide education, identify barriers, make sure medications are being taken as prescribed, patient concerns, then reports go back to Coastal and/or St Vincent.

We partnered with Calvin Vincent school (TCISD) to get medical and dental exams for the Head Start program. We provided services for 6 students and are working to get more eligible students scheduled for their exams.


**Item #14 Comments from Board Members**

None

The meeting was adjourned at 12:58p.m.

  
Chair

11/07/2024  
Date

  
Secretary/Treasurer

11/07/2024  
Date